

Task Force on Inventories

WMO


INTERGOVERNMENTAL PANEL ON CLIMATE CHANGE

UNEP

IPCC

IPCC National Greenhouse Gas Inventory Programme

IPCC Emission Estimation Spreadsheets



Task Force on Inventories

WMO

INTERGOVERNMENTAL PANEL ON CLIMATE CHANGE

UNEP

IPCC

2006 Guidelines

- Contains 5 Spreadsheet Emission Models
 - Landfill Emissions
 - Harvested Wood Products
 - Fluorinated Gases
 - Refrigeration
 - Foams
 - Fire Protection
- These can be used as stand-alone packages
- They can be used to estimate actual emissions for use inside the 2006 Guidelines structure or elsewhere
 - The potential emissions are not needed in the 2006 Guidelines

Task Force on Inventories
IPCC

INTERGOVERNMENTAL PANEL ON CLIMATE CHANGE
UNEP

Landfills

- This spreadsheet estimates emissions of methane from landfill sites as the waste decays over a number of years.
- The minimum data needed is the disposals waste in the current year and national population.
- Improvements can be made with waste disposals in earlier years or improved proxies for waste growth
- [WASTE MODEL](#)

Task Force on Inventories
IPCC

INTERGOVERNMENTAL PANEL ON CLIMATE CHANGE
WMO
UNEP

IPCC National Greenhouse Gas Inventory Programme

IPCC Harvested Wood Products Model

Nalin Srivastava
IPCC NGGIP TSU
June 9, 2008

HWP

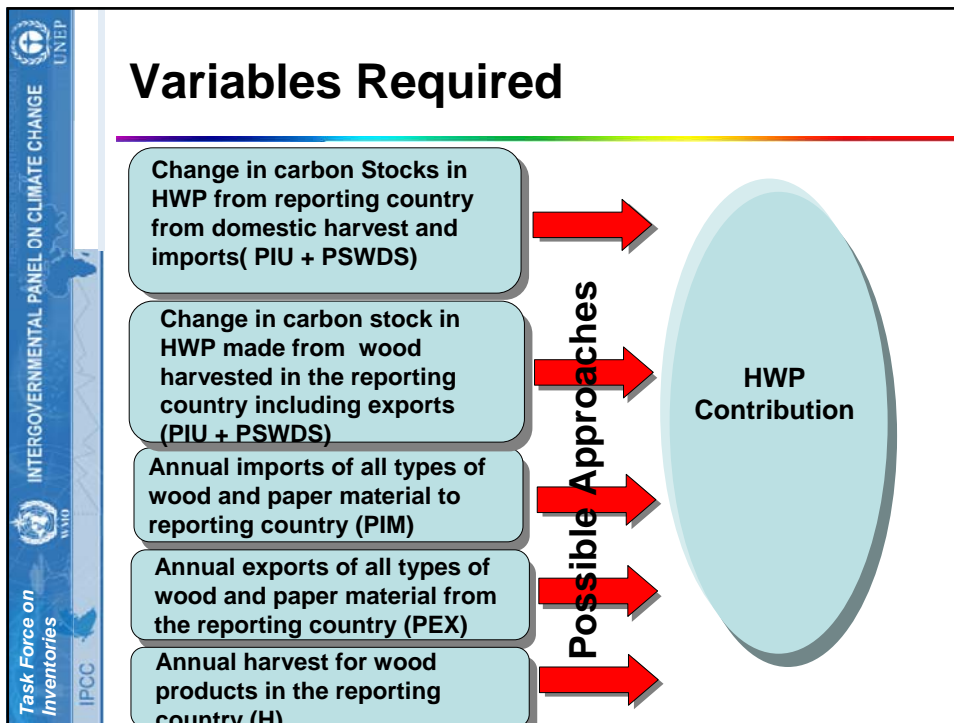
- All wood material (including bark) that leaves forest site
- Time carbon is held in products may vary depending on the products and its uses
- Discarded wood products can be deposited in solid waste disposal sites (SWDS)



HWP Contribution: Alternative approaches



- Alternative approaches to estimate and report *HWP contribution* to annual AFOLU CO₂ emissions
- Differ in how they allocate the *HWP contribution* between wood producing and consuming countries and what process (stock changes or atmospheric fluxes) they focus on
- IPCC guidance focuses on the **variables** needed for using a particular approach for estimating *HWP contribution* and **do not favour a particular approach**.

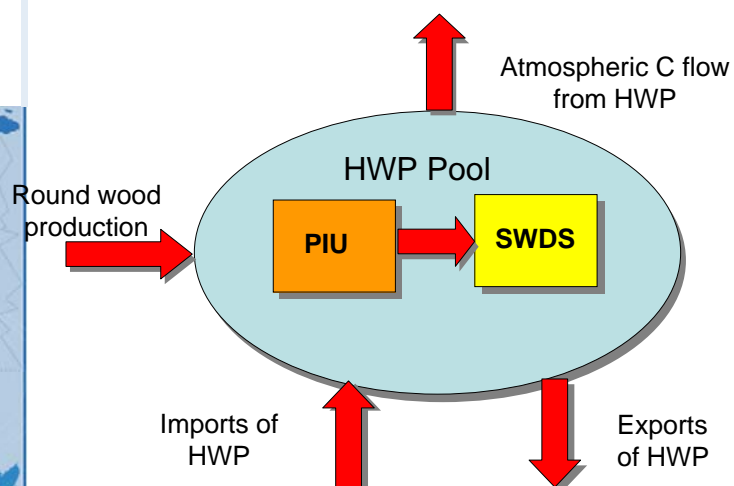


- HWP Spreadsheet Model**
- Tool to estimate the C stock in HWP and their changes to estimate the *HWP contribution* to AFOLU emissions using tier 1 methods
 - Input Data
 - FAO forest products production and trade data since 1961
 - Data back to 1900 estimated by assuming annual rate of change from 1900-61 to be the same as rate of change of industrial round wood production
 - Changes in carbon held in SWDS from IPCC Waste Model

HWP Spreadsheet Model (Cont'd.)

- **Other parameters required:**
 - Half lives of solid wood and paper products
 - Conversion factors of sawn wood and other industrial round wood
 - Estimated growth rate of HWP prior to 1961
 - Latest year with complete data
- **Assumptions:**
 - First order decay rate of HWP pools assumed
 - Inflow rate to HWP assumed constant within each year
 - HWP C stocks in 1900 assumed zero, $C(1900)=0$

Model Structure



Task Force on Inventories

WMO

INTERGOVERNMENTAL PANEL ON CLIMATE CHANGE

UNEP

IPCC

IPCC National Greenhouse Gas Inventory Programme

Let us run the model...

Task Force on Inventories

WMO

INTERGOVERNMENTAL PANEL ON CLIMATE CHANGE

UNEP

IPCC

IPCC National Greenhouse Gas Inventory Programme

IPCC F-gas spreadsheet models

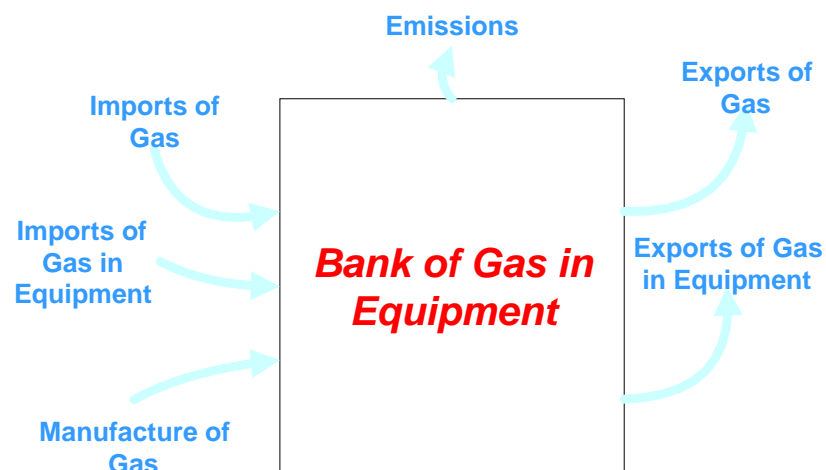
Kiyoto Tanabe
IPCC NGGIP TSU
June 9, 2008

Tier 1 Calculation of Emissions of ODS Substitutes

- For 3 sub-categories on ODS Substitutes under IPPU Sector, you will need to deal with the development and tracking of **banks**:
 - Refrigeration and Air Conditioning (2F1)
 - Foam Blowing Agents (2F2)
 - Fire Protection (2F3)

Total amount of substances contained in existing equipment, chemical stockpiles, foams and other products not yet released to the atmosphere

“Banks”



Example: Refrigeration

- This category covers
 - Commercial and Domestic Refrigeration
 - Commercial and Domestic Air Conditioning
 - Industrial Processes (chillers, cold storage, heat pumps etc.)
 - Vehicular Air Conditioning (cars, buses, trains)
- Emissions occur from:
 - Leakage from equipment in use
 - Retirement – scrapping of old equipment

Data Required

- Emissions depend on sales in previous years – simple default approach possible
- Minimum data required are:
 - Year of introduction of agent (F-gas)
 - Domestic production of agent (tonnes) in current year
 - Imports of agent (tonnes) in current year
 - Exports of agent (tonnes) in current year
 - Growth rate of sales of equipment that uses the agent
 - ➔ *Production, etc in previous years will be estimated from these values.*
 - ➔ *If you have actual data for previous years, you can directly use them.*
- In addition you need to specify:
 - Emission factor for leakage from bank – default value is 15%
 - Equipment lifetime – default value is 15 years
 - Remaining gas is released UNLESS recovery and reuse/destruction documented. (Destruction rate can be specified, if available.)