



**ISLAMIC REPUBLIC OF MAURITANIA**

**MINISTRY OF HIGHER EDUCATION AND RESEARCH**

**HIGHER NORMAL SCHOOL**

**Research Unit: ECOBIOM/ENS**

# **IPCC 2006 Software Translation Guide**

**Version 2.92**

**Pr : Sidaty Dah Eida**

To obtain the new version of the Greenhouse Gas Emissions Inventory Program (IPCC) 2006 version.  
2.92 Follow these steps:

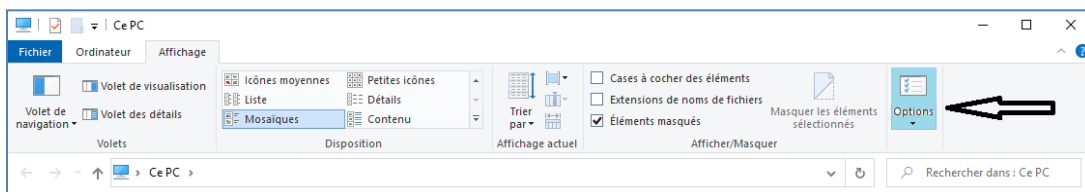
- Open the IPCC website and go directly to Inventory Software « <https://www.ipcc-nggip.iges.or.jp/software/index.html> » ;
- Version 2.92 offers two download options depending on the capacity of your Computer:
  - [Ver. 2.92 IPCC Inventory Software - 64bit](#)
  - [Ver. 2.92 IPCC Inventory Software - 32bit](#)
- Click on the one you choose, the download begins.
- Once the download is complete, double-click on the installation file and follow the instructions.
- Open your installation once completed and complete the instructions to complete your user account.

### New in the IPCC 2006 tool (Arabic and French languages)

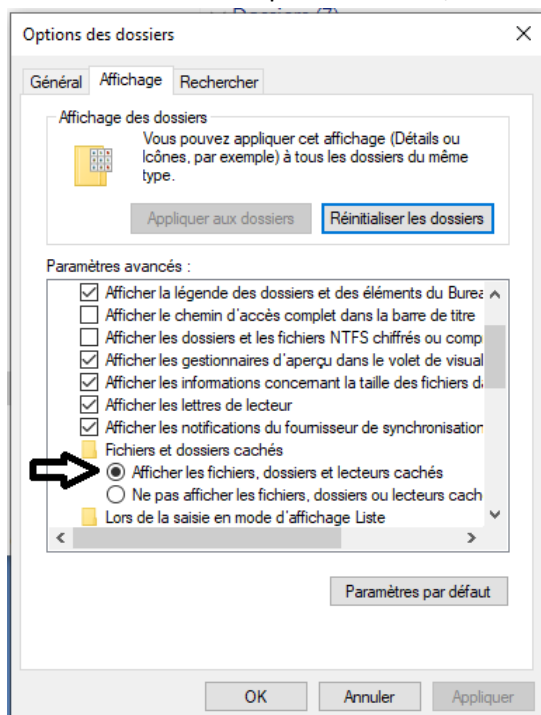
If you have completed the installation of version 2.92, make sure to close your IPCC 2006 software and follow these steps:

#### Step 1: Show hidden folders

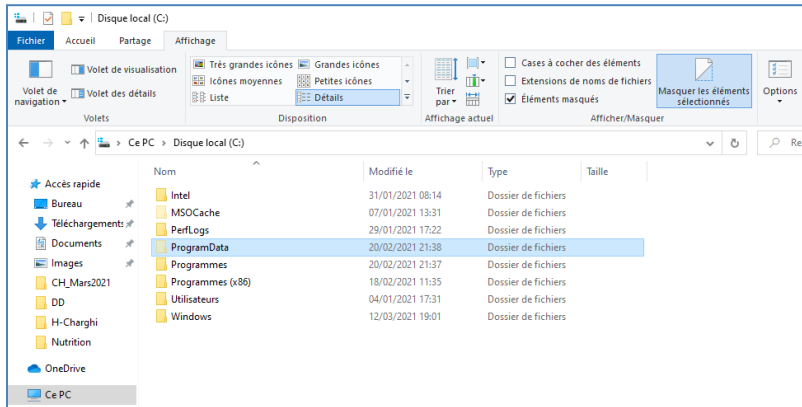
- i. In windows explorer, go to display and click on option



- ii. In the folder options window, check the "Show hidden files and folders" tab.

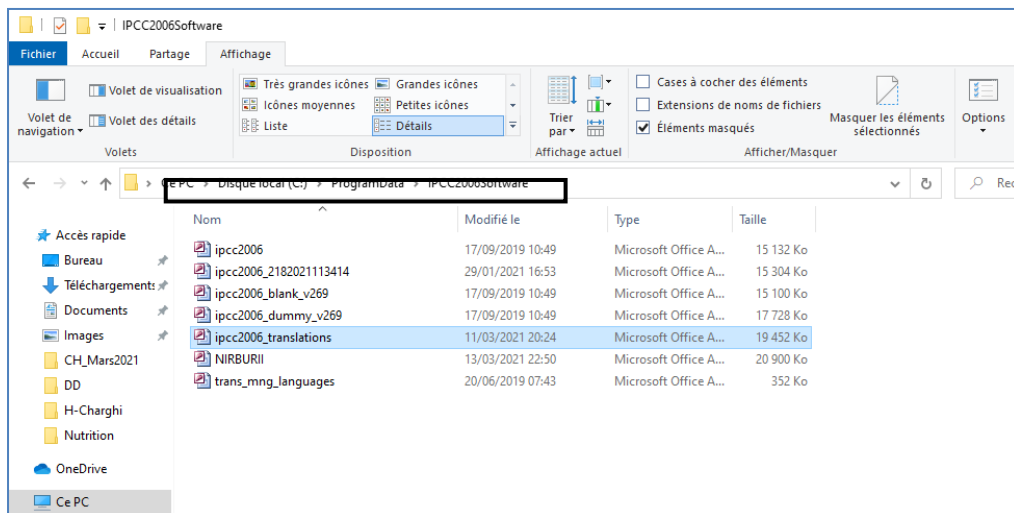


The ProgrammeData folder appears in the C drive of your computer.

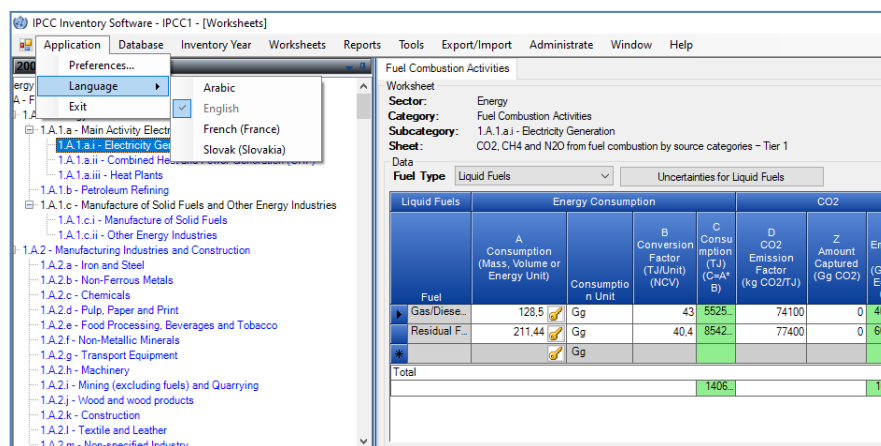


## Step 2: adding the Arabic and French languages to the IPCC 2006 software

- Make sure the IPCC 2006 software is closed;
- Go to C:\ProgramData\IPCC2006Software directory



- Replace the old ipcc2006\_translations.accdb database with the proposed version;
- Open your IPCC 2006 software
- Go to application / language, and you will find that in addition to English and Slovak, Arabic and French are already present according to your choice.



Cordially